

# Data for Industrial floors and outdoor areas

Contact data	Project data
Client: .....	Project: .....
Location: .....	Project adress: .....
E-Mail: .....	Area in total [m <sup>2</sup> ]: .....

**Data for design (only for floating industrial floors and outdoor areas)**

Slab thickness: ..... mm      Optimize slab thickness?     yes     no

Industrial slab      Industrial slab, installation with a completely closed hall?     yes     no

Outdoor area

Soil characteristic:     EV<sub>2</sub> [MN/m<sup>2</sup>): .....     k-value [N/mm<sup>3</sup>): .....

CBR [%]: .....

Concrete class: .....

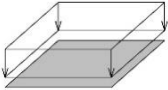
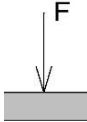
Joint distance: ..... x ..... m     Cut joint     Joint less

Insulation type/ -thickness [mm]: .....

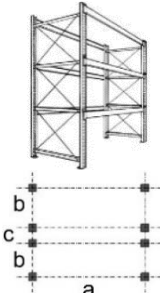
Floor heating:     yes     no

Crack width limitation:     yes     no    ..... mm     bottom     top     bottom + top

**Type of load**

<p>Surface load</p>  <p>..... kN/m<sup>2</sup></p>	<p>Point load</p>  <p>..... kN</p> <p>Contact area: ..... x ..... mm</p>
--	--

**Shelves**




Shelves      a: ..... m    b: ..... m

Shelves back to back      a: ..... m    b: ..... m    c: ..... m

Max. post load: ..... kN

Contact area: ..... x ..... mm

**Vehicle**




Car      Total weight: ..... to

Truck      Max. wheel load: ..... kN

.....      Max. axle load: ..... kN

**Forklift**



Total weight: ..... to      Wheelbase: ..... m     Pneumatic tires

Max. wheel load: ..... kN      Axle distance: ..... m     Solid rubber wheels

or

Max. axle load: ..... kN      Brand/Type: .....

**Remarks**

.....

.....

.....

.....